









IMPORTANT INFORMATION ALERT



BEITBRIDGE BORDER ACCESS TOLL FEES

Classification	Adjusted toll fee <small>(Incl VAT)</small>
 MOTORCYCLE	\$6.00
 LIGHT VEHICLE	\$28.00
 MINIBUS	\$43.00
 COACH	\$88.00
 LIGHT GOODS VEHICLE	\$88.00
 HEAVY VEHICLE	\$125.00
 GOODS VEHICLE	\$221.00
 ABNORMAL (LOAD) VEHICLE	\$375.00

Parking - freight	\$50,00
Parking - abnormal	\$63.00